

GE

COMMERCIAL QUALITY LAUNDRY
INDEPENDENT DEALER EXCLUSIVE
COMPARE TO SPEEDQUEEN

GTW525ACWWB
4.3CF Washer

GTX52EASPWB
6.2CF Dryer



FEATURES

- Metal Transmission
- 1/2 HP Motor
- Stainless Steel Hoses Included
- 5 Water Level Selections
- Heavy Duty Agitator
- Deep Clean Cycle
- 5 Year Parts and Labor Warranty
- 10 Year Motor Warranty

1. 5 Year Parts and Labor
2. Water Fill Hoses Included
3. Exclusive To Independants
4. 1/2 HP Motor - Metal Transmission
5. 4.2CF vs 3.2 Competition

FEATURES



- 6.2 Cu. Ft.
- Extra Large Heat Diffuser
- Up to 120FT Venting
- Aluminum Alloy Drum

**BUY ONE TO SHOW
AND
ONE TO GO!**

THE NUNN COMPANY



COMPETITIVE COMPARISON



MODEL	GE COMMERCIAL QUALITY GTW525	MAYTAG COMMERCIAL GRADE MVWP575GW	SPEED QUEEN TC5	SPEED QUEEN TR7
MSRP*	\$1049	\$1049	\$1499	\$1599
WATER LEVEL CONTROL	Full Control, up to 26 gallons • Auto Sense	• Auto Sense	• Auto Sense	Full Control • Auto Sense
WASH CAPACITY	4.2	3.5	3.2	3.2
WARRANTY	<ul style="list-style-type: none"> • 5-YEAR Parts & Labor 10-YEAR Motor • LIFETIME Wash Basket 	<ul style="list-style-type: none"> • 5-YEAR Parts & Labor • 6th-10th YEAR Motor, Wash Basket 	<ul style="list-style-type: none"> • 5-YEAR Parts & Labor LIFETIME Wash Basket, Outer Drain Tub 	<ul style="list-style-type: none"> 7-YEAR Parts & Labor LIFETIME Wash Basket, Outer Drain Tub
EXCLUSIVE TO INDEPENDENTS	Yes	No	Yes	Yes
WATER FILL HOSES	Included	Included	Not Included	Not Included

*Resellers unilaterally establish their own resale prices and margin requirements. MSRP subject to change.

5 WAYS to SHOW ME, DON'T TELL ME | GTW525

1



Show INCLUDED WASHER HOSES

- Heavy-duty braided stainless steel with a protective polymer coating for added durability
- Burst-resistance when compared to rubber hoses

2



CONTROL PANEL Touch Points

- **DIE CAST STEEL KNOBS** as a quality structural upgrade example
- Point out the BLUE arc on the washer backsplash for **WATER LEVEL** setting. BLUE options indicate OWNER choice of WATER Level fill.

3



Use the OIL CAN TEST to DEMO structural enhancements that help support awesome WARRANTY:

- Place your HAND PALM DOWN in the center of the washer lid and PRESS DOWN.
- Standard washer lids across the industry will buckle under the weight and pop back up, making a loud noise.
- Compare to our **LID** with enhanced ribbed design.
- Very sturdy- no buckling.



Show structurally enhanced LID LOCK


- *DID YOU KNOW? Lid Locks are one of the top service call items on Top Load washers*

4

OPEN the lid to SHOW the physical difference in size between washer basket capacities.

- Our 4.2 larger capacity allows the consumer to WASH more items in one load, even KING-SIZED bedding, or up to 15 full-sized bath towels.
- PLUS, excellent WASH Performance!

Use a dollar-bill to HIGHLIGHT capacity



GE COM. QUALITY
4.2 capacity



COMPETITOR
3.2 capacity

5



Use the KNOCK TEST to DEMO structural enhancements that help support awesome WARRANTY:

- Make a FIST with your hand and knock on upper part of washer apron.
- FEEL how robust the Commercial Quality washer is to the touch. LISTEN to the sound it makes- not hollow.
- ½ horsepower motor, metal transmission